

OUTPUT PENTODE for car radio sets
 PENTHODE DE SORTIE pour récepteurs autoradio
 ENDPENTHODE für Autoempfänger

Heating : indirect by D.C.
 parallel supply

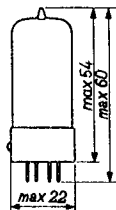
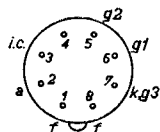
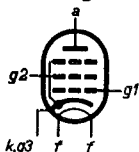
Chauffage: indirect par C.C.
 alimentation- parallèle

Heizung : indirekt durch Gleich-
 strom; Parallelspeisung

$V_f = 6,3 \text{ V}$

$I_f = 0,2 \text{ A}$

Dimensions in mm
 Dimensions en mm
 Abmessungen in mm



Base, culot, Sockel: Rimlock

Capacitances
 Capacités
 Kapazitäten

$C_{g1} = 4,3 \text{ pF}$

$C_a = 6,2 \text{ pF}$

$C_{ag1} < 0,2 \text{ pF}$

$C_{g1f} < 0,2 \text{ pF}$

Operating characteristics class A
 Caractéristiques d'utilisation classe A
 Betriebsdaten Klasse A

V_a	=	200	225 V
V_{g2}	=	200	225 V
R_k	=	360	360 Ω
I_a	=	22,5	26 mA
I_{g2}	=	3,5	4,1 mA
S	=	3,2	3,2 mA/V
R_i	=	90	90 k Ω
μ_{g2g1}	=	11	11
$R_{a\sim}$	=	9	9 k Ω
V_i	=	6,8	8 V_{eff}
W_o	=	2,1	2,8 W
dt_{tot}	=	11	12 %
$V_i(W_o=50mW)$	=	0,8	0,75 V_{eff}

Operating characteristics class AB
 Caractéristiques d'utilisation classe AB
 Betriebsdaten Klasse AB

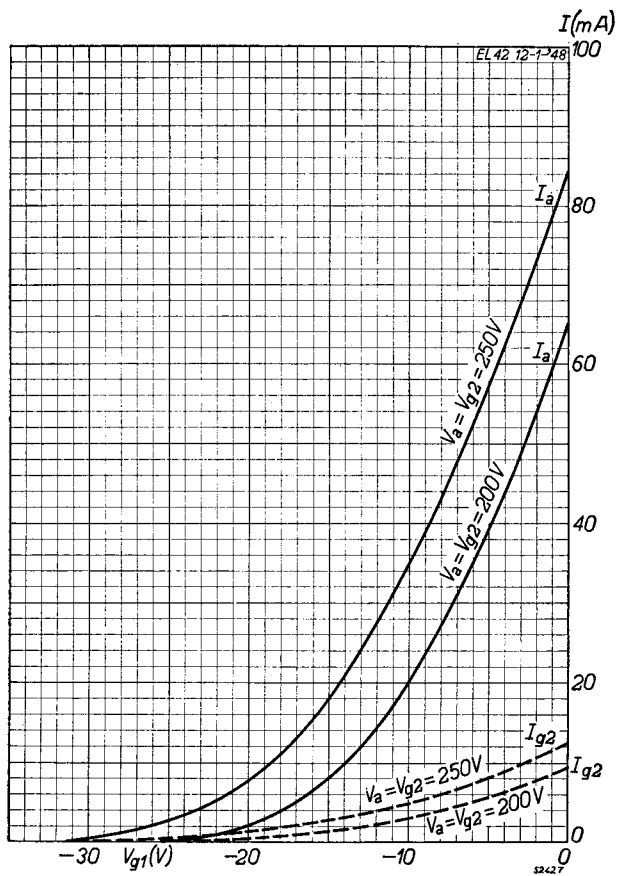
V_a	=	200		250	=	V
V_{g2}	=	200		250	=	V
R_k	=	310		310	=	Ω
R_{aa}^{\sim}	=	15		15		k Ω
V_i	=	0 0,75 9,6		0 0,7 12,5		V_{eff}
I_a	=	2x16	-	2x17		2x20 - 2x21,5 mA
I_{g2}	=	2x2,6	-	2x5,6		2x3,2 - 2x6,7 mA
W_o	=	0 0,05		4,1		0 0,05 7 W
dt_{tot}	=	-	-	5,5		- - 5,5 %

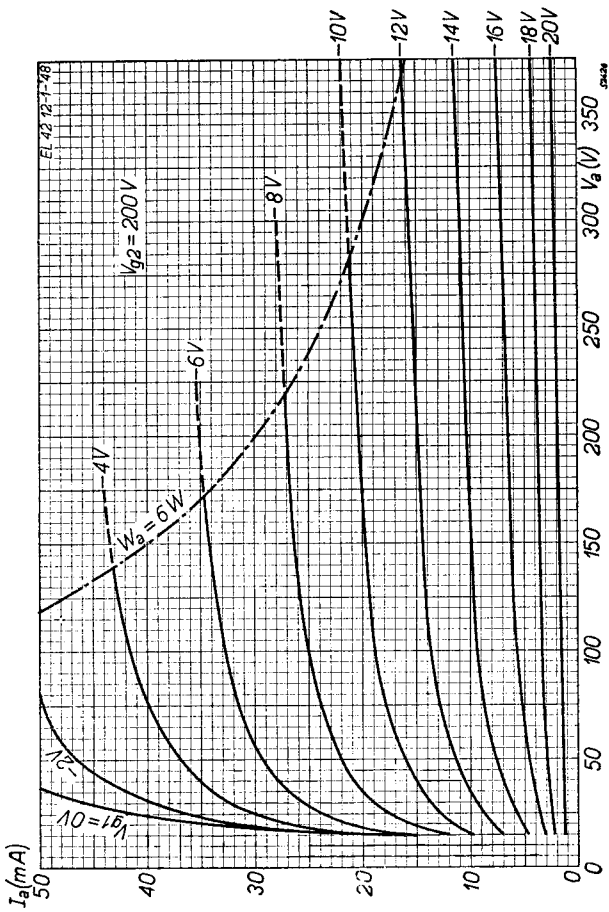
Operating characteristics class B
 Caractéristiques d'utilisation classe B
 Betriebsdaten Klasse B

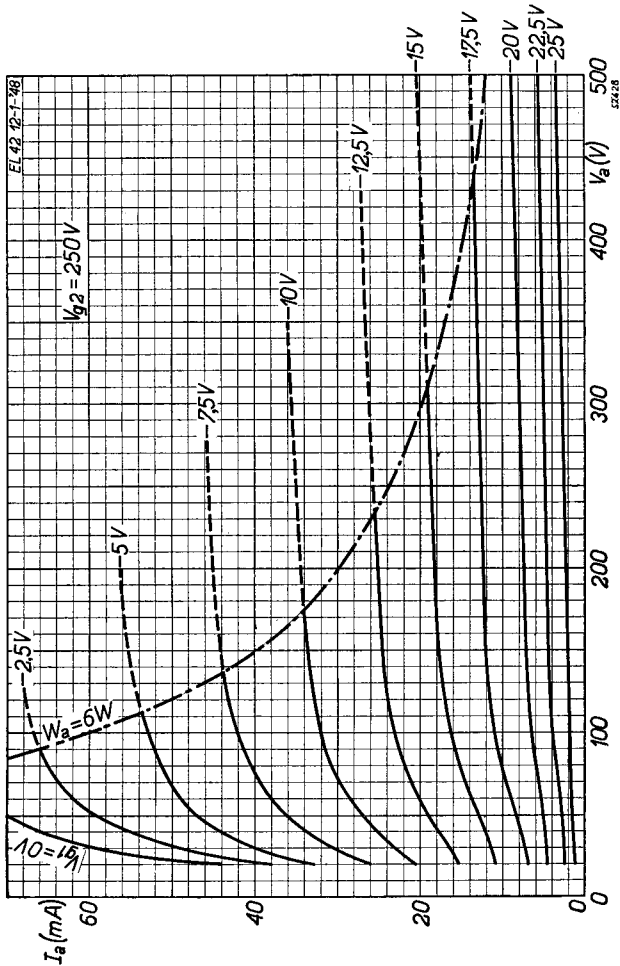
V_a	=	200		250	=	V
V_{g2}	=	200		250	=	V
V_{g1}	=	-17		-22,5	=	V
R_{aa}^{\sim}	=	16		16		k Ω
V_i	=	0 1,5 12		0 1,7 16		V_{eff}
I_a	=	2x5	-	2x16		2x5 - 2x20 mA
I_{g2}	=	2x0,8	-	2x4,6		2x0,8 - 2x6,5 mA
W_o	=	0 0,05		4		0 0,05 6,5 W
dt_{tot}	=	-	-	3,5		- 5 %

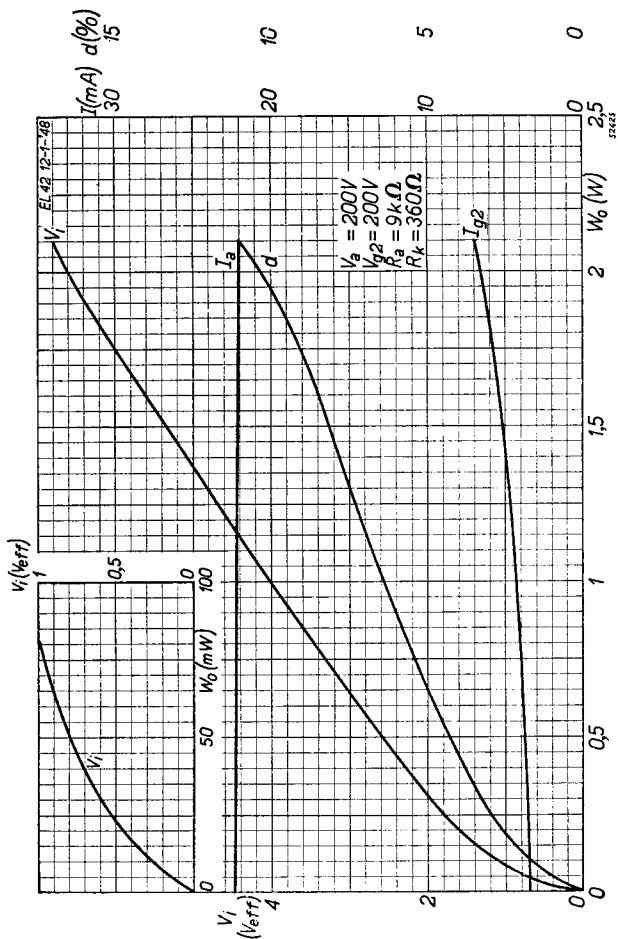
Limiting values
 Caractéristiques limites
 Grenzdaten

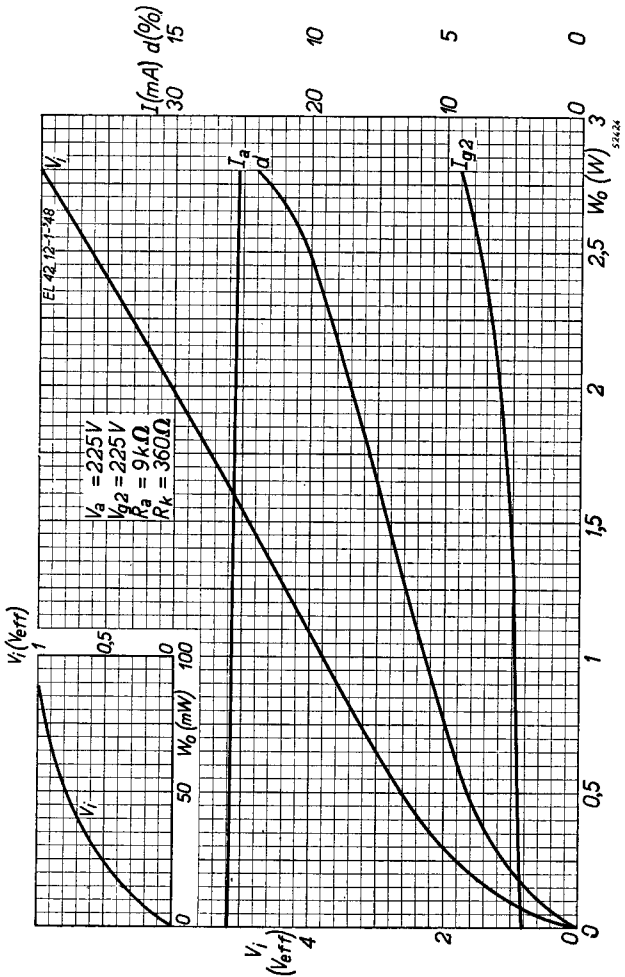
V_{a0}	= max.	550 V
V_a	= max.	300 V
W_a	= max.	6 W
V_{g20}	= max.	550 V
V_{g2}	= max.	300 V
$W_{g2}(V_i=0)$	= max.	1 W
$W_{g2}(W_o=\max.)$	= max.	2 W
I_k	= max.	35 mA
$V_{g1}(I_{g1}=+0,3\mu A)$	= max.	-1,3 V
R_{g1}	= max.	2 M Ω
R_{kf}	= max.	20 k Ω
V_{kf}	= max.	100 V

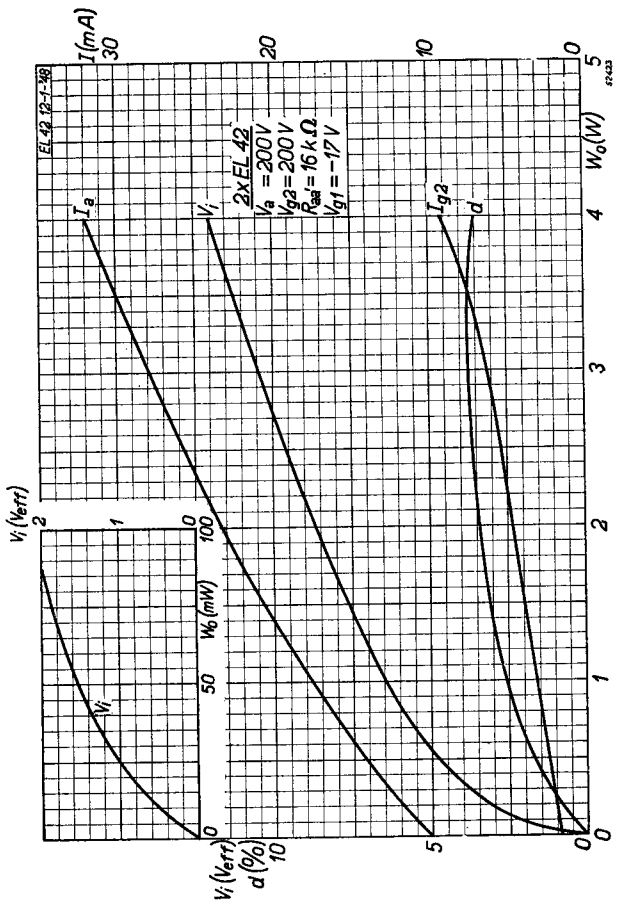


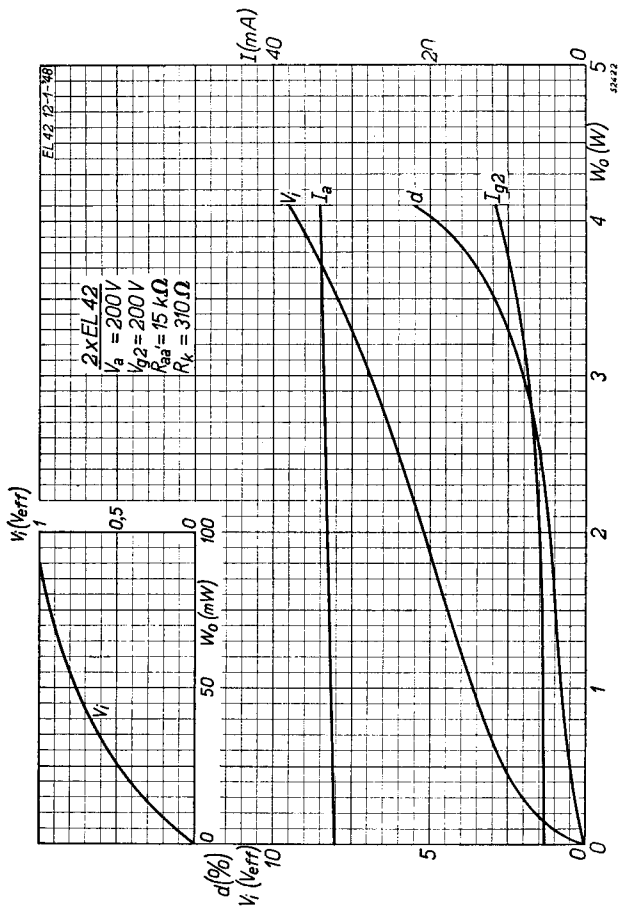


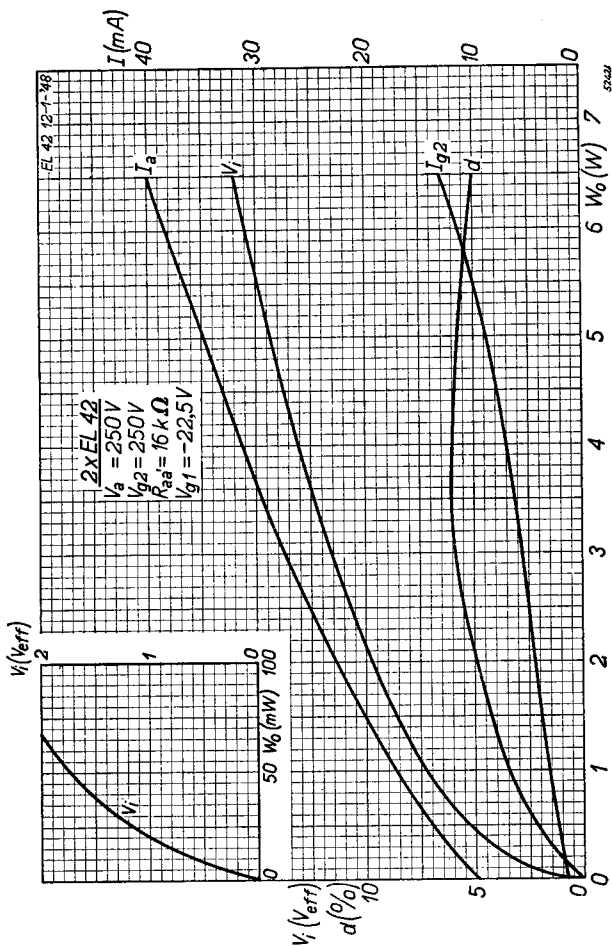


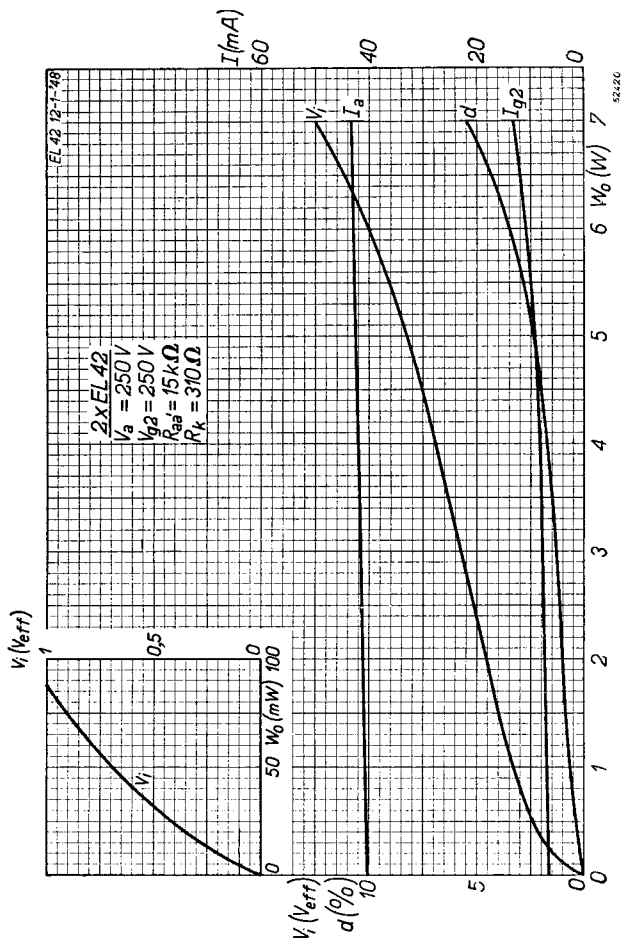












PHILIPS

*Electronic
Tube*

HANDBOOK

page	EL42 sheet	date
1	1	1953.11.11
2	2	1953.11.11
3	A	1948.03.01
4	B	1948.03.01
5	C	1948.03.01
6	D	1948.03.01
7	E	1948.03.01
8	F	1948.03.01
9	G	1948.03.01
10	H	1948.03.01
11	I	1948.03.01
12	FP	1999.07.04